

Appendix 1: CUHK Hong Kong Quality of Life Index ^{Note 1}

	2002 Base year	2007	2008	2009	2010	2011	2012	2013	2014	2015	2016	2016 compared with 2015
Health sub-index												
1. Life expectancy at birth (years)	4.35	4.40	4.40	4.42	4.43	4.45	4.46	4.48	4.48	4.50	4.50 @	No change
2. Public expenditure on health	4.35	3.21	3.25	3.65	3.57	3.40	3.67	4.60	4.94	3.96 @	4.03 @	Better
3. Average patient days	4.35	5.13	5.21	5.23	5.32	5.28	5.34	5.15	5.26	5.23	5.17	Worse
4. Stress index ^	4.35	5.52	5.20	5.22	5.41	5.33	5.38	5.36	5.31	5.38	5.39	Better
5. General life satisfaction index ^	4.35	4.79	4.68	4.85	4.85	4.74	4.79	4.85	4.79	4.84	5.07	Better
Health sub-index	21.74	23.05	22.73	23.37	23.58	23.20	23.63	24.44	24.78	23.91	24.16	Better
Social sub-index												
6. Freedom of speech index ^	4.35	4.18	4.19	4.19	4.25	4.26	4.32	4.29	4.11	4.05	4.01	Worse
7. Press criticism index	4.35	3.56	3.64	3.44	3.61	3.75	3.86	4.16	4.00	4.09	3.98	Worse
8. Government performance index ^	4.35	7.94	5.66	6.28	6.01	5.11	5.62	5.20	5.01	4.67	4.86	Better
9. Overall crime rate	4.35	4.19	4.35	4.39	4.52	4.55	4.60	4.78	5.08	5.18	5.51	Better
10. Public expenditure on education	4.35	3.37	3.38	4.84	3.51	3.36	3.57	3.84	3.62	3.29 @	3.40 @	Better
11. Enrolment rate of the relevant age groups (age 17-20) for first-year-first degree places of UGC-funded programmes	4.35	4.79	4.76	4.76	4.79	4.96	5.17	5.27	5.45	5.63	5.91	Better
Social sub-index	26.09	28.03	25.98	27.90	26.69	25.99	27.14	27.54	27.27	26.91	27.67	Better
Culture & Leisure sub-index												
12. Cultural programmes attendance index	4.35	3.43	2.71	2.46	2.55	2.42	2.49	2.43	2.31	2.23	2.03 *	Worse
13. Recreation and sport activities participation index	4.35	5.54	6.26	6.05	5.60	6.31	5.71	6.49	5.64	6.30	6.35	Better
14. Overseas travel index	4.35	5.23	5.26	5.35	5.73	5.95	6.44	7.06	7.51	8.43	9.07	Better
Culture & Leisure sub-index	13.04	14.21	14.23	13.86	13.88	14.67	14.63	15.97	15.46	16.96	17.45	Better
Economic sub-index												
15. Housing affordability ratio	4.35	2.23	1.45	0.94	-0.90	-2.03	-3.34	-4.54	-5.17	-6.13	-5.06	Better
16. Real rental index	4.35	3.88	3.44	4.16	3.42	2.45	2.31	2.06	2.14	1.80	2.14	Better
17. Unemployment rate	4.35	6.38	6.52	5.64	6.21	6.69	6.74	6.74	6.78	6.76	6.86	Better
18. Index of current economic conditions ^	4.35	6.63	4.63	4.74	5.46	5.03	5.10	5.44	5.79	5.75	5.89	Better
19. Real wage index	4.35	4.29	4.32	4.30	4.27	4.39	4.46	4.47	4.36	4.38	4.68	Better
Economic sub-index	21.74	23.41	20.36	19.78	18.46	16.52	15.27	14.17	13.90	12.56	14.51	Better
Environmental sub-index												
20. Air index	4.35	3.43	3.73	4.37	4.45	4.00	4.71	4.26	4.64	4.99	5.38	Better
21. Water index	4.35	4.72	4.77	4.91	4.92	4.78	4.99	5.06	4.99	4.77	4.88 *	Better
22. Noise index	4.35	5.99	6.17	6.28	6.41	6.56	6.45	6.59	7.08	6.98	7.04 *	Better
23. Recycle rate of municipal solid waste	4.35	5.46	5.84	5.91	6.22	5.74	4.65	4.39	4.37	4.24	4.30*	Better
Environmental sub-index	17.39	19.60	20.51	21.47	22.01	21.08	20.80	20.29	21.08	20.98	21.60	Better
CUHK Quality of Life Index	100.00	108.30	103.81	106.37	104.62	101.47	101.47	102.41	102.49	101.32	105.39	Better

Note 1 The higher the indicator scores, the better it performs.

^ subjective index (data from telephone survey)

@ provisional figures

* forecasted figures

■ revised figures

Appendix 2: Composition of and Data for Compiling the CUHK Hong Kong Quality of Life Index

HEALTH SUB-INDEX

1. Life expectancy at birth (in years) refers to the expectancy of life at birth for males and females.
2. Public expenditure on health as a proportion (in percent) of the Gross Domestic Product (GDP).
3. Average patient days (per person) refer to the number of days stayed in hospitals for treatment per person.
4. Stress index refers to the stress that the Hong Kong people are facing (base rate = 100).
5. General life satisfaction index refers to the degree of satisfaction of Hong Kong people with their current lives (base rate = 100).

SOCIAL SUB-INDEX

6. Freedom of speech index refers to public attitude towards freedom of speech in Hong Kong (base rate = 100).
7. Press criticism index refers to the frequency of criticisms on the Hong Kong Corporations, the Hong Kong SAR Government, and the People's Republic of China Government by the press (base rate = 100).
8. Government performance index refers to the degree of satisfaction of Hong Kong people with the performance of Hong Kong SAR Government (base rate = 100).
9. Overall crime rate (per 1,000 population) refers to the total number of violent and non-violent crimes reported per 1,000 population.
10. Public expenditure on education as a proportion (in percent) of the Gross Domestic Product (GDP).
11. Enrolment rate of the relevant age groups (age 17-20) for first-year-first degree (FYFD) places of UGC-funded programmes (in percent).

CULTURE & LEISURE SUB-INDEX

12. Cultural programmes attendance index (per 1,000 population) refers to the number of attendances of indoor cultural programmes organized at the venues of the Leisure and Cultural Services Department per 1,000 population.
13. Recreation and sport activities participation index (per 1,000 population) refers to the number of participants of recreation and sport activities organized or subvented by the Leisure and Cultural Services Department per 1000 population.
14. Oversea travel index (per person) refers to the number of departures by the airport per person.

ECONOMIC SUB-INDEX

15. Housing affordability ratio refers to the annual average of affordable property price (i.e. average property price times 39.9 sq. feet, divided by monthly medium income times 12).
16. Real rental index refers to the real rental index of the Hong Kong property market.
17. Unemployment rate refers to the seasonally adjusted unemployment rate (in percent).
18. Index of current economic conditions refers to the public attitude towards the economic conditions in Hong Kong.

19. Real wage index⁽¹⁾ refers to the real wages for employees up to supervisory level (excluding managerial and professional employees) in all selected industry sectors.

ENVIRONMENTAL SUB-INDEX

20. Air quality index refers to the annual air quality of all general stations.
21. Water index refers to the percentage of the inland waters of Hong Kong graded as 'good' and 'excellent' by the monitoring stations.
22. Noise index (per 1,000 population) refers to the number of noise complaints received by the Environmental Protection Department and the Police Force per 1,000 population.
23. Recycle rate of municipal solid waste refers to the recycle rate of solid domestic waste, and commercial and industrial waste (in percent).

Notes:

- ⁽¹⁾ The real wage index is derived by deflating the nominal wage indices by the CPI(A).

Sources:

Stress index, general life satisfaction index, freedom of speech index, government performance index and index of current economic conditions are compiled based on the results of telephone survey. Press criticism index is compiled based on the content analysis of six major local newspapers. Data for all other indices are obtained from the government or related institutions.

Data for Compiling the CUHK Hong Kong Quality of Life Index

	2002	2004	2005	2006	2007	2008	2009	2010	2011	2012	2013	2014	2015	2016
Health sub-index														
1. Life expectancy at birth (years)	F: 84.5 M:78.5	F: 84.8 M:79.0	F: 84.6 M:78.8	F: 85.5 M:79.4	F: 85.5 M:79.4	F: 85.5 M:79.3	F: 85.9 M:79.8	F: 86.0 M:80.1	F: 86.7 M:80.3	F: 86.4 M:80.7	F: 86.7 M:81.1	F: 86.9 M:81.2	F: 87.3 M:81.4	F:87.3@ M:81.3@
2. Public expenditure on health as a proportion (in percent) of the GDP	2.63	2.60	2.28	2.10	1.95	1.97	2.21	2.16	2.06	2.22	2.79	2.99	2.40@	2.44@
3. Average patient days @	1.40	1.18	1.12	1.14	1.15	1.12	1.12	1.09	1.10	1.08	1.14	1.11	1.12	1.14
4. Stress index ^	100.00	79.55	72.95	74.43	72.95	80.33	80.01	75.55	77.46	76.34	76.70	77.86	76.35	76.00
5. General life satisfaction index^	100.00	100.69	105.59	109.92	112.44	110.20	107.55	111.63	111.44	108.99	110.09	111.52	110.25	116.53
Social sub-index														
6. Freedom of speech index ^	100.00	100.26	101.43	101.60	103.92	103.53	103.54	102.23	102.08	100.73	98.64	94.53	93.04	92.20
7. Press criticism index	100.00	91.02	78.82	77.25	81.86	83.65	79.15	83.10	86.29	88.77	95.62	92.03	93.96	91.51
8. Government performance index ^	100.00	131.92	168.63	175.52	182.54	130.07	144.49	138.20	117.58	129.25	119.66	115.52	107.35	112.14
9. Overall crime rate (per 1,000 population)	11.25	11.99	11.37	11.83	11.67	11.25	11.13	10.81	10.74	10.61	10.14	9.35	9.09	8.25
10. Public expenditure on education as a proportion (in percent) of the GDP	4.06	4.32	3.86	3.61	3.15	3.15	4.52	3.28	3.14	3.33	3.58	3.38	3.07@	3.18@
11. Enrolment rate of the relevant age groups (age 17-20) for first-year-first degree places of UGC-funded programmes	17.00	17.60	18.00	18.50	18.70	18.60	18.60	18.70	19.40	20.20	20.60	21.30	22.00	23.10
Culture & Leisure sub-index														
12. Cultural programmes attendance (per 1,000 population)	253.28	181.72	190.24	195.03	199.67	157.73	143.03	148.40	140.74	144.79	141.28	134.74	130.19	118.41*
13. Recreation and sport activities participation (per 1,000 population)	303.13	337.42	344.33	366.78	386.59	436.65	421.92	390.25	440.10	397.96	452.66	392.93	438.99	443.01
14. Oversea travel times	0.74	0.79	0.80	0.84	0.89	0.89	0.91	0.97	1.01	1.09	1.20	1.27	1.43	1.54
Economic sub-index														
15. Housing affordability ratio	4.60	5.30	6.11	5.89	6.85	7.67	8.20	10.16	11.35	12.73	14.00	14.67	15.68	14.55
16. Real rental index	108.29	104.08	114.60	110.20	119.99	130.78	112.86	131.39	155.60	159.08	165.23	163.38	171.86	163.31
17. Unemployment rate	7.34	6.76	5.55	4.69	3.92	3.68	5.17	4.20	3.39	3.31	3.30	3.24	3.28	3.09
18. Index of current economic conditions ^	76.55	99.95	109.75	109.48	116.70	81.55	83.40	96.22	88.50	89.72	95.74	102.01	101.24	103.77
19. Real wage index	92.91	91.98	91.42	91.28	91.76	92.23	91.90	91.26	93.79	95.32	95.51	93.18	93.54	99.91
Environmental sub-index														
20. Air quality index	2.24	3.00	2.72	2.67	2.71	2.56	2.23	2.18	2.42	2.05	2.28	2.09	1.91	1.71
21. Water index	74.40	76.90	80.80	80.80	80.70	81.70	84.10	84.20	81.80	85.40	86.60	85.40	81.70	83.55*
22. Noise index (per 1000 population)	1.85	1.39	1.24	1.28	1.15	1.07	1.03	0.97	0.91	0.96	0.90	0.69	0.73	0.70*
23. Recycle rate of municipal solid waste	36.30	40.46	43.09	45.59	45.62	48.76	49.30	51.95	47.94	38.85	36.61	36.48	35.37	35.92*

^ subjective index (data from telephone survey)

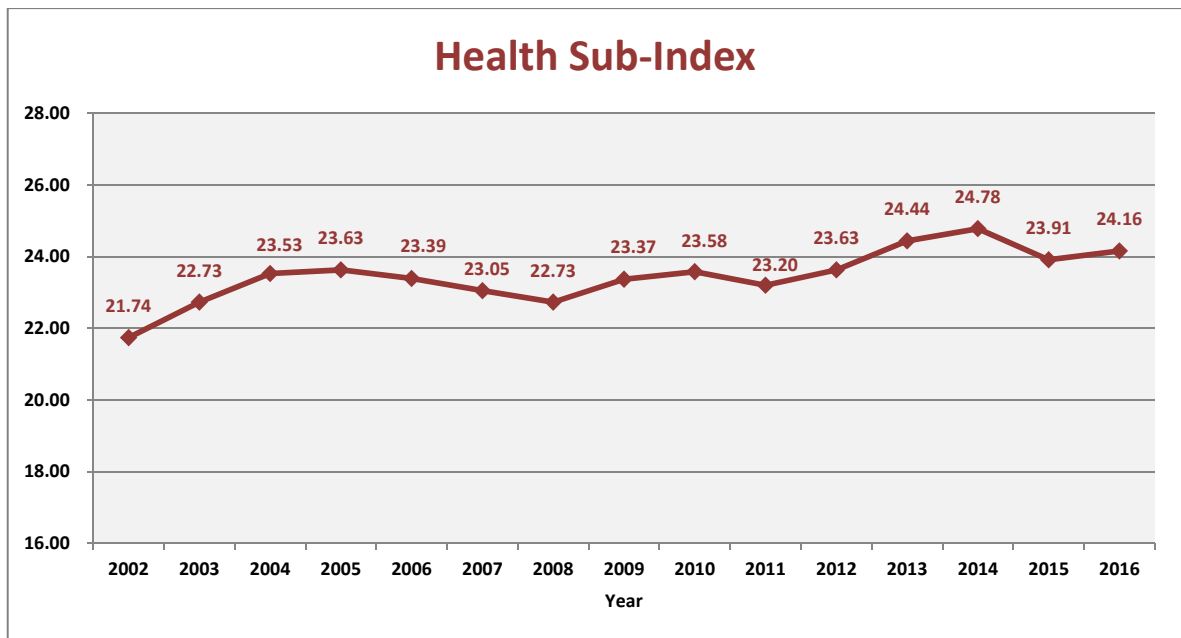
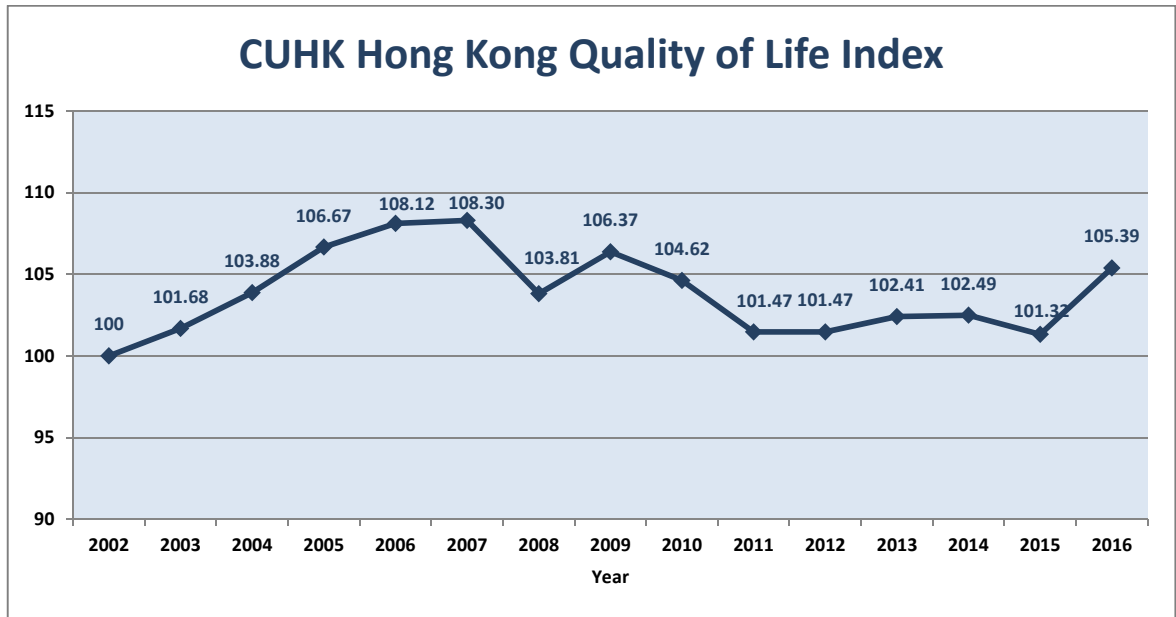
@ provisional figures

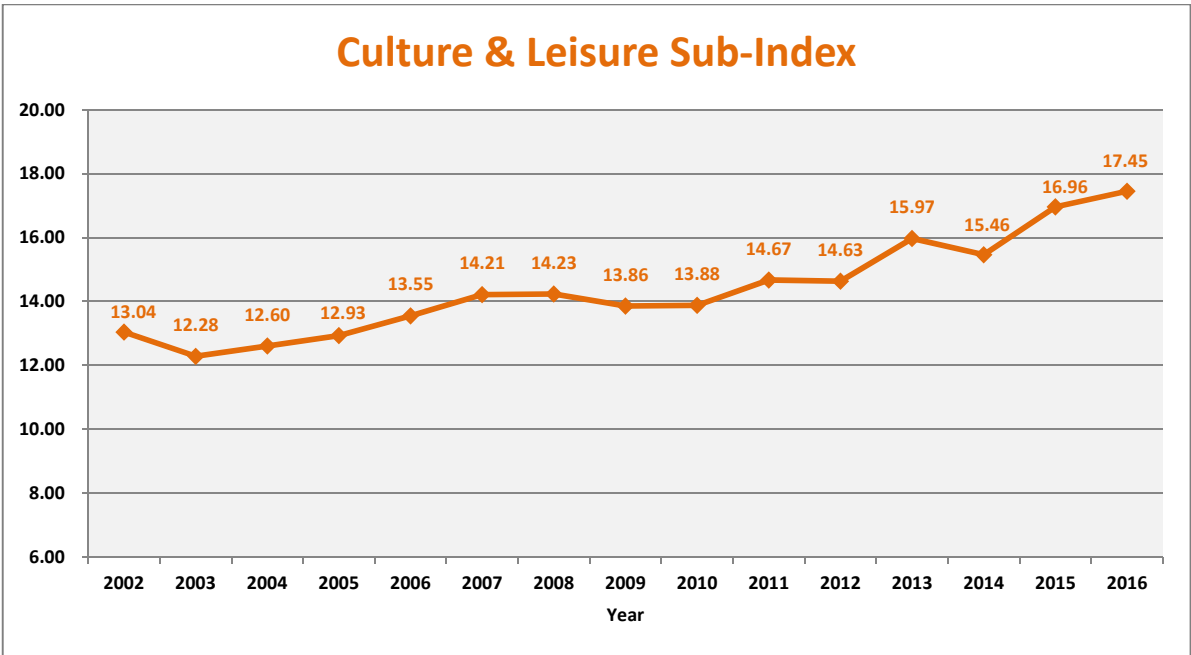
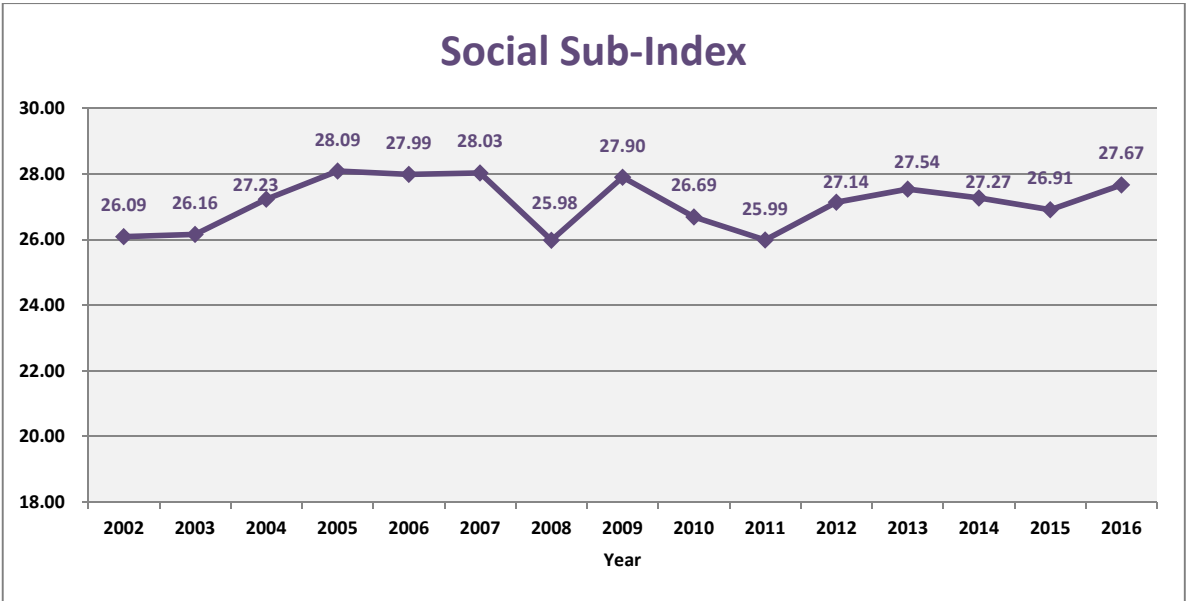
* forecasted figures

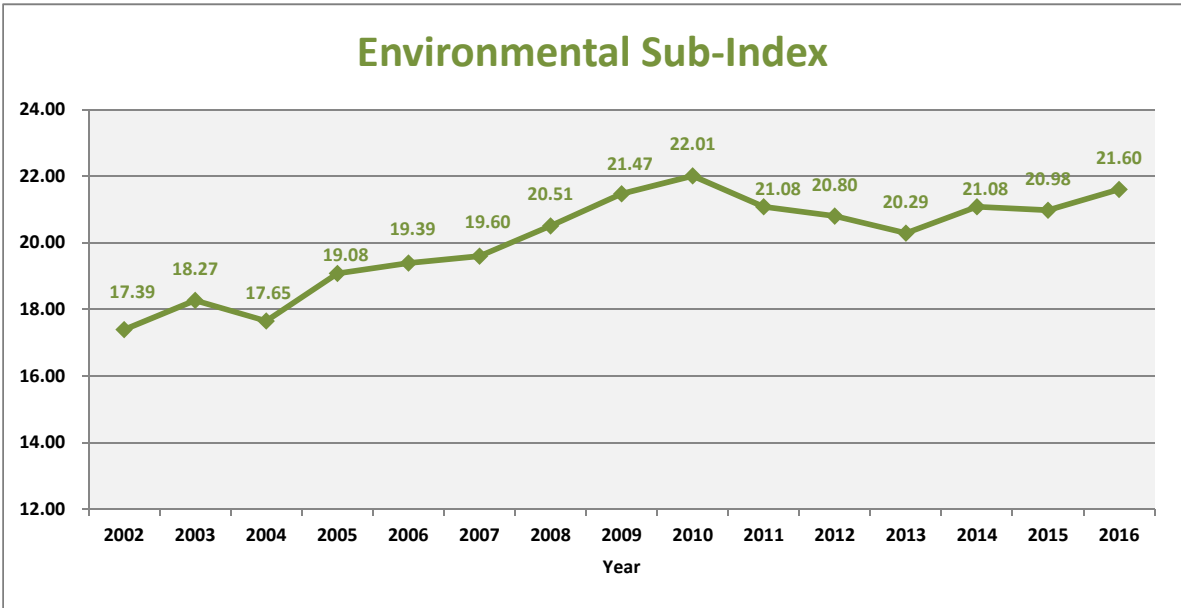
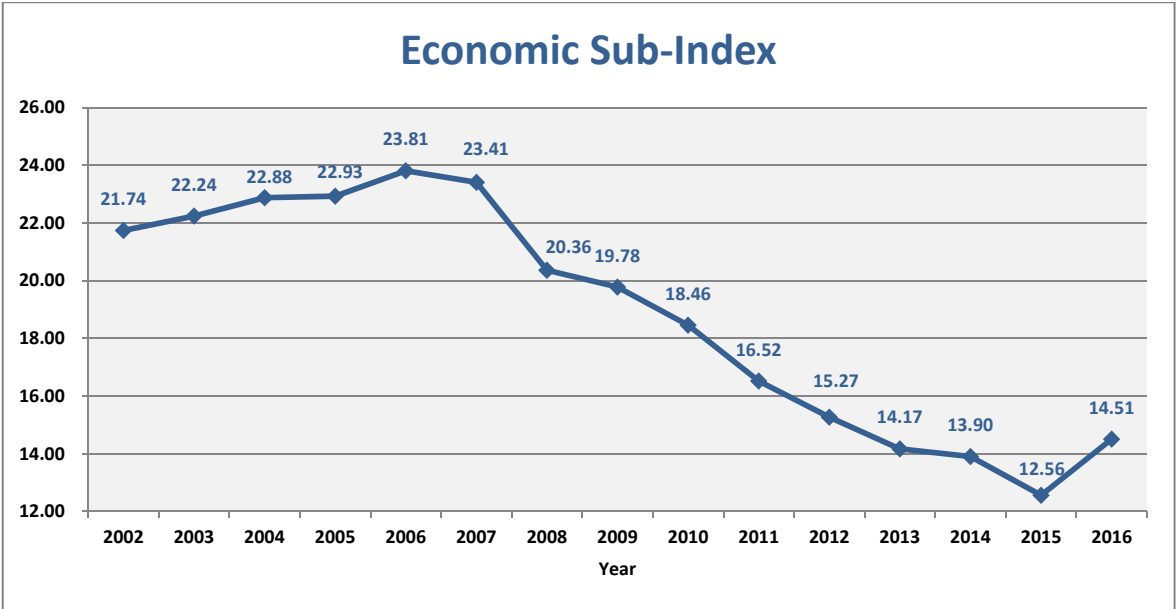
■ revised figures

Appendix 3: Line Charts of CUHK Hong Kong Quality of Life Index and Sub-indices

The higher the indicator scores, the better it performs.

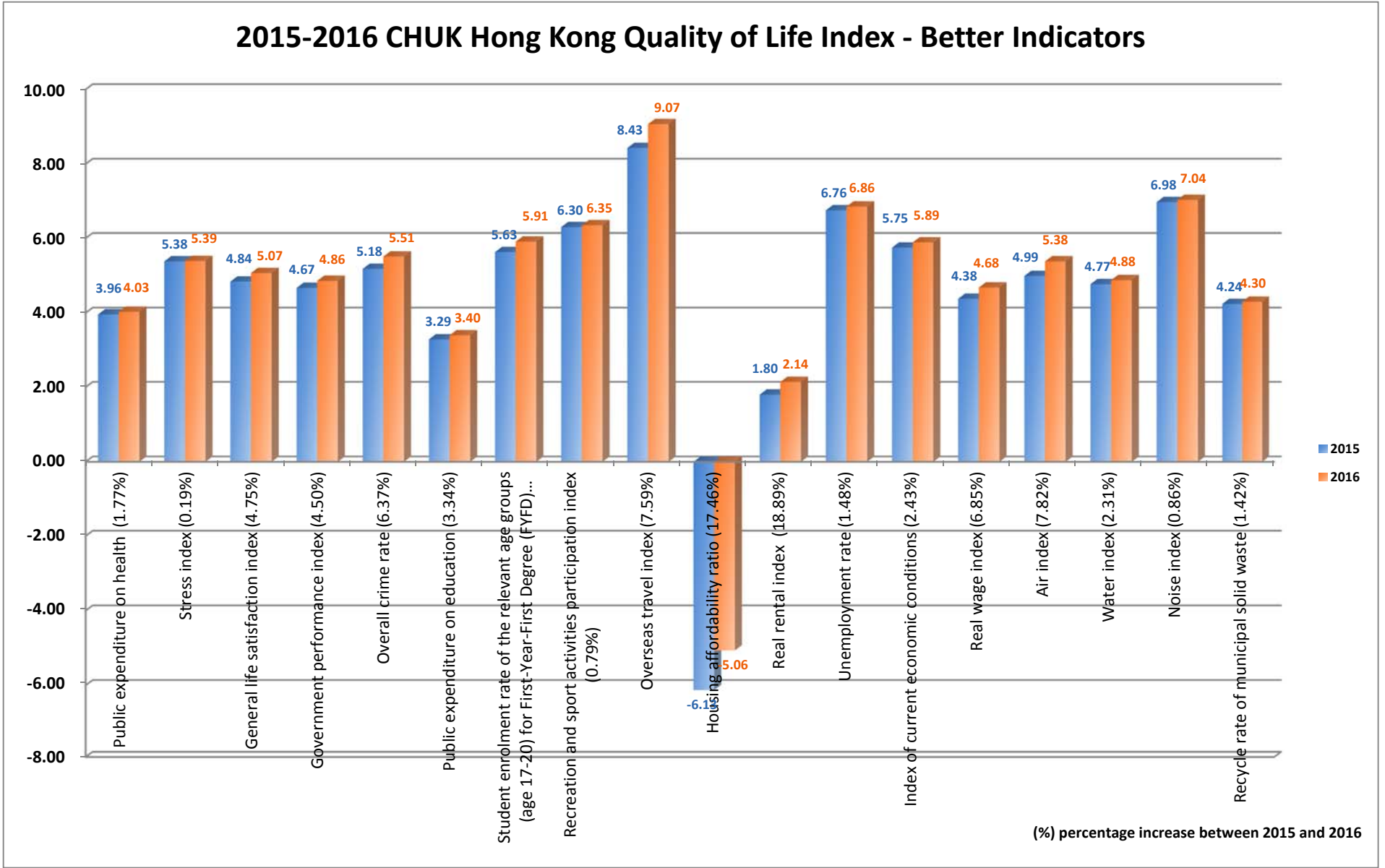




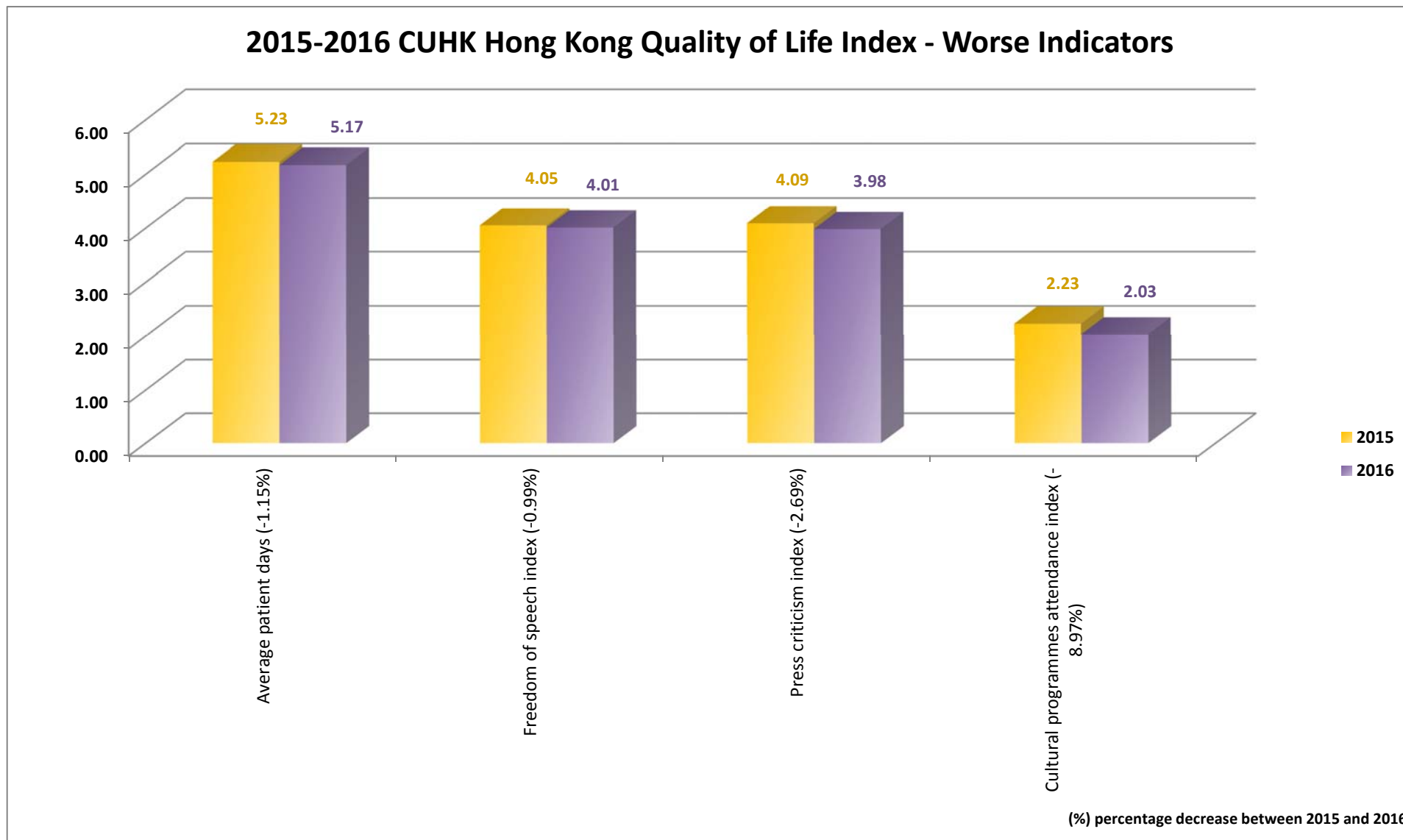


Appendix 4

2015-2016 CHUK Hong Kong Quality of Life Index - Better Indicators



Appendix 5



Working Group of the CUHK Hong Kong Quality of Life Index

Prof. Wong Hung
Director, Centre for Quality of Life, HKIAPS
Associate Professor, Department of Social Work
Tel: 3943-7510
Email: hwong@cuhk.edu.hk

Prof. Chu S.C. Donna
Associate Professor
School of Journalism and Communication
Tel: 3943-1908
Email: donnachu@cuhk.edu.hk

Prof. Kwong Kai Sun
Associate Professor
Department of Economics
Tel: 3943-8198
Email: kaisunkwong@cuhk.edu.hk

Prof. Li Wei
Assistant Professor
Department of Government and Public Administration
Tel: 3943-7554
Email: liwei@cuhk.edu.hk

Prof. Ng Sai Leung
Associate Professor
Department of Geography and Resource Management
Tel: 3943-6527
Email: slng@cuhk.edu.hk

Prof. Tsou Jin Yeu
Professor
School of Architecture
Tel: 3943-6558
Email: jinyeutsou@cuhk.edu.hk

Dr. Zhang Y. Nick
Honorary Research Associate
Centre for Quality of Life, HKIAPS
Tel: 3943-3400
Email: zhangyin@cuhk.edu.hk

Prof. Chong Tai Leung
Associate Professor
Department of Economics
Tel: 3943-8193
Email: chong2064@cuhk.edu.hk

Prof. Chung Yat-nork Roger
Assistant Professor
JC School of Public Health and Primary Care
Tel: 2252-8799
Email: rychung@cuhk.edu.hk

Prof. Lee L.F. Francis
Professor
School of Journalism and Communication
Tel: 3943-1908
Email: francis_lee@cuhk.edu.hk

Prof. Mak W.S. Winnie
Professor
Department of Psychology
Tel: 3943-6577
Email: wsmak@psy.cuhk.edu.hk

Prof. Ting Kwok Fai
Professor
Department of Sociology
Tel: 3943-6626
Email: kfting@cuhk.edu.hk

Prof. Wang Qian
Associate Professor
Department of Psychology
Tel: 3943-6456
Email: qianwang@psy.cuhk.edu.hk

Dr. Tang M.Y. Vera
Postdoctoral Fellow,
Centre for Quality of Life, HKIAPS
Tel: 3943-3400
Email: veratangmy@cuhk.edu.hk